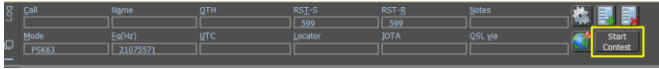


# DIGIFEST

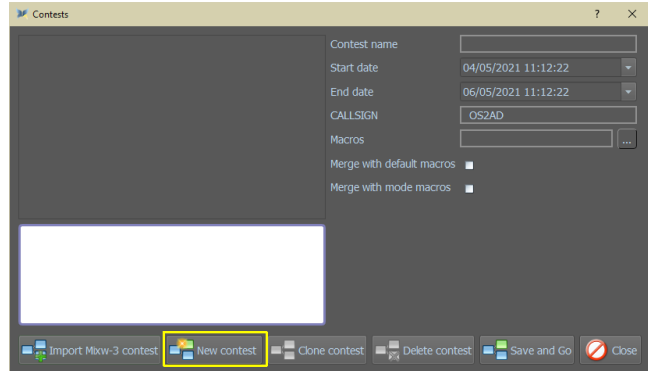
## Settings

## Start

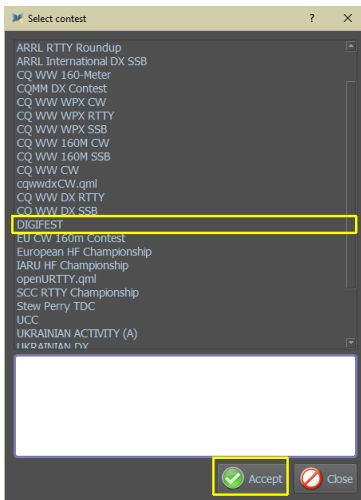
Click on "Start Contest"



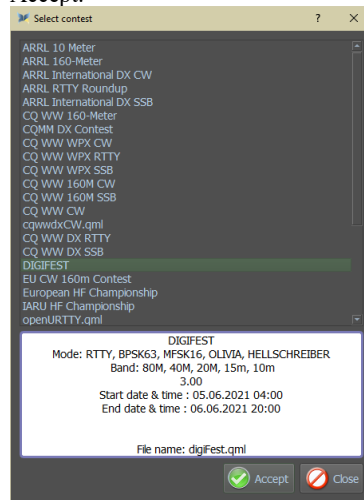
Click "New contest"



Select DIGIFEST and press Accept



The following screen will appear. Click on Information



In the bottom box is the name of the contest. The different modes that can be used, the start and end date and time, and the File name Contest module. In this module all elements are written for the use of this contest



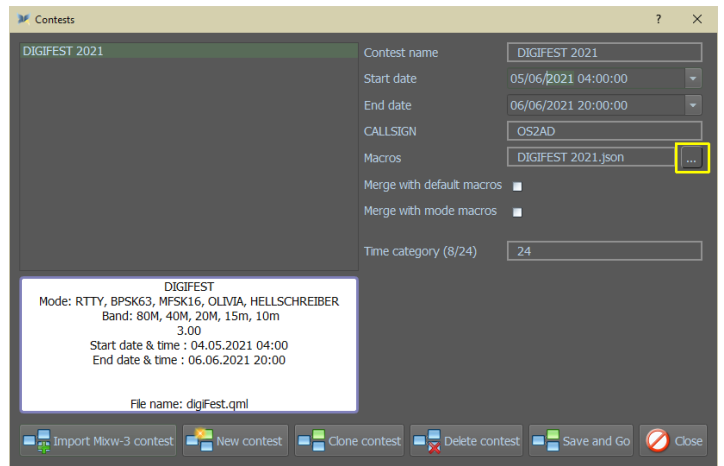
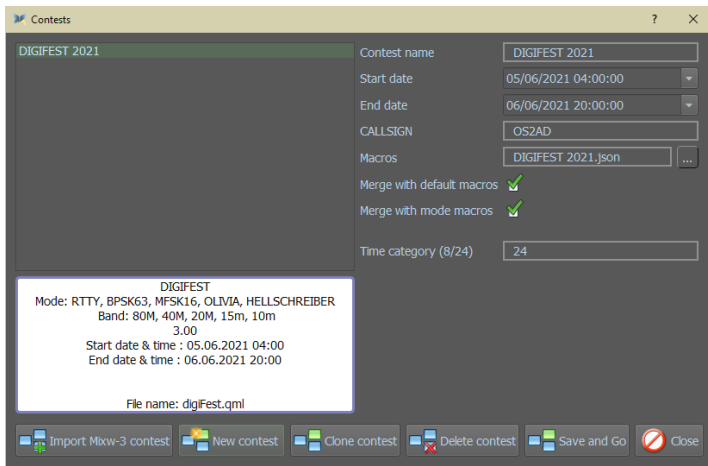
The following screen will appear

If you haven't created your own Contest macros yet then just click on Save and Go and MixW will create Digifest 2021.json file. This file consists of 48 empty macro slots and 17 preset macros that are not visible during contest running time. These preset macros are used with the <INT> (INTElligent) macro.

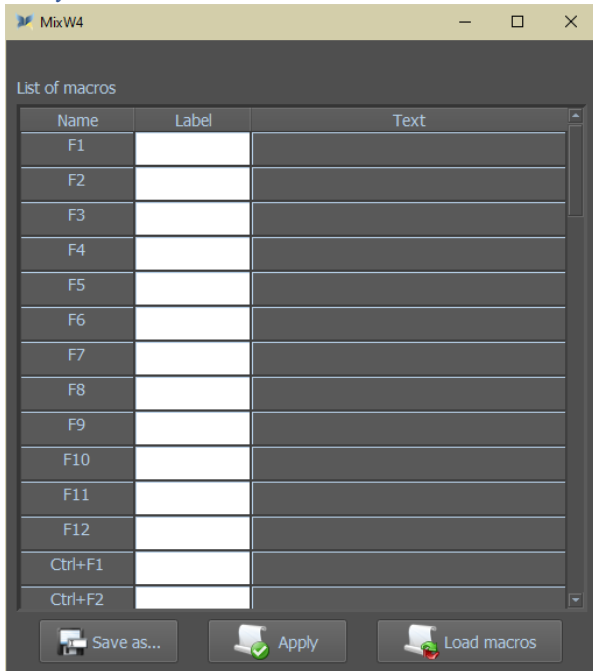
**NOTE:** you will have to create your own macros.

For creating macros and use of the <INT> macro, take a look at the MixW4 manual

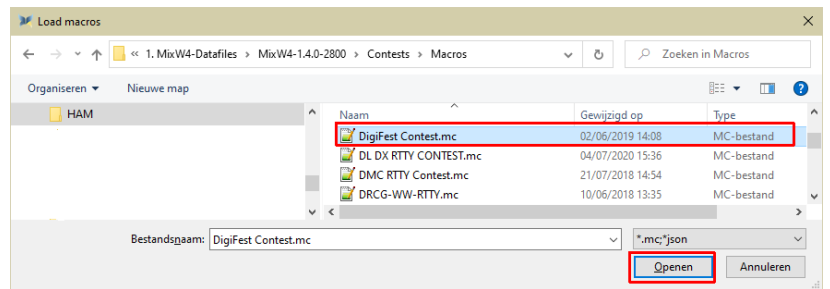
If you wish to use your own contest macros click on the "... " and select your own contest macro



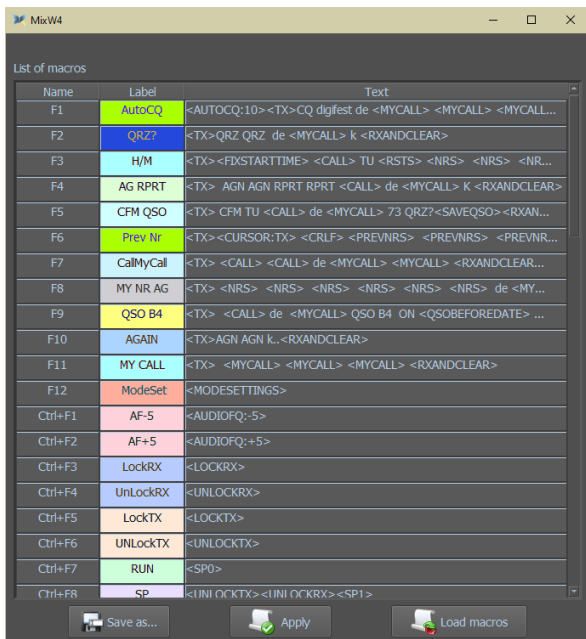
Select your own Contest macro



Click on Load macros and select your own contest macro.



Click on open



Next screen is the screen with your Contest macros.

Click on Apply

And then on

Save and Go

The macro screen below will now be displayed



Since it is not easy to create a contest macro, you will find here after two versions of contest macros

Contest macro from Colin,2E0BPP



Digifest.json (van Colin, 2E0BPP)

You can download the Macro's from Colin, 2E0BPP at:

[https://rigexpert.com/files/software/MixW4/macroses/DIGIFEST\\_2E0BPP.json](https://rigexpert.com/files/software/MixW4/macroses/DIGIFEST_2E0BPP.json)

Contest macro van Pat, ON2AD



Digifest.json (van Pat, ON2AD)

You can download the Macro's from Pat, ON2AD at:

[https://rigexpert.com/files/software/MixW4/macroses/DIGIFEST\\_ON2AD.json](https://rigexpert.com/files/software/MixW4/macroses/DIGIFEST_ON2AD.json)